



Ministry of Internal Affairs
Border Police Department

Annual Report January-December 2014
On operational activity of Border Police



CHISINAU 2015

ANNUAL REPORT January-December 2014

on operational activity of Border Police



Border Police Department
Ministry of Internal Affairs of the Republic of Moldova

Petricani, 19
MDA-2059 Chisinău, Moldova
T +373 22 259 650
F +373 22 259 651
dpf@mai.gov.md
rau@border.gov.md
www.border.gov.md

Risk Analysis Directorate
BP, reference number: 35/3

Important:

This is a working document of Border Police. Publication in question, as well as its content, doesn't imply the expression of any opinion from Border Police regarding the legal status of any country/or its authority mentioned in context, concerning the border demarcation and their limits. All the tables, maps and graphic representations highlighted in this report are exclusively property of Border Police and any unauthorized use is prohibited.

Restricted:

This report is disseminated just for using for specified institutions in the table below, and their subdivisions. The need of this document is imperative for knowledge and information and not for publication. If it is sent by e-mail, it must be encrypted.

REPORT on operational activity of Border Police for 2014

SUMMARY:

EXECUTIVE SUMMARY	5
PART I Operational activity indicators of Border Police	9
People flow indicators through border crossing points	9
Vehicles flow through border crossing points	13
Unauthorized crossing border state.....	16
Breaching the border legislation.....	18
Checking documents results	19
PART II Risk analysis	20
Illegal migration	20
Smuggling cigarettes	21
Alcohol smuggling and spirits	21
Illegal entry/exit of vehicles in /from RM	22

List of abbreviations:

ICSB	Illegal crossing of the state border(at the entry in RM)
AICSB	Attempted illegal crossing of the state border(at the exist from RM)
BB	Breach of the border
VSB	Violation of state border
VRCCB	Violation regime checkpoint and crossing border
UICSB	Uncontrolled illegal crossing of the state border (penetration)
JR	Joint restraint
DTICSB	Detected traces of illegal crossing of the state border
VRM	Violations of residence in RM
IPIM	Identified as potential illegal migrants
OC	Other contraventions
GB	Green border
BCP	Border crossing point
BPD	Border Police Department
REM	Refusal al the entry in RM
IEM	Interdiction at the exist from RM
MDA-UKR	Moldovan-Ukrainian border
MDA-ROU	Moldovan-Romanian border
AB	Airline border
S/B	Sign border
RM	Republic of Moldova
THB	Trafficking in human beings
SEM	Semester
SBP	Sector of Border Police
RD	Regional Direction
BP	Border Police
CCTP	Center for Combating Trafficking in Persons
BMA	Bureau for Migration and Asylum
MTIC	Moldovan-Romanian border sector
RMT	Retentions mobile teams

EXECUTIVE SUMMARY

This report includes the operational activity results of Border Police for 2014. At the same time, it reflects particularly, the activity of the several subdivisions of the border authority. Due to the checks and surveillance of the state border for the reference period, the document itself contains indicators, operational and statistics data observed and documented, comparable with the same period of 2013. Analyzed indicators describe the operational situation, in border crossing points, as well as on the „green” sector of it.

The report is structured in two parts. **The first part** contains an operational analysis of the main indicators per system, as *the flow of the persons and transport means, unauthorized border crossings, counteracting cases of breaching border legislation, checking documents, including counterfeit and forged ones* etc.

The second part of the report contains a brief analysis of the main border risks, an exercise based on data and indicators. Particularly, it is analyzed, *illegal migration, smuggling cigarettes, alcohol smuggling and spirits, vehicles*, as well as other issues. Furthermore, for each risk previously mentioned is carried out an analysis of the indentified threats. Moreover, are highlighted trends and developments, with specific recommendations for the subdivisions of the Border Police.

In 2014, *total flow of people recorded in BCP indicated a decrease by 5% compared to 2013*. Generally, the decrease of the persons flow, was influenced by the socio-political consequences of armed conflict in Ukraine, as well as the migration policy restrictions of the Russian Federation, imposed to nationals of the CSI countries, therefore the weight flow was 52% out of total on this segment. Actually, this fact has influenced the overall flow. Therewith, at the *MDA-ROU section and airline borders (SBP „Chisinau-Airport”)*, the values of person flow recorded an increase by 16% and 32% respectively, compared to 2013. The EU free visa policy for Republic of Moldova on April 28, 2014 generated an increase in number of border crossings or the persons flow, especially on these segments.

The flow of the transport units during 2014, slightly decreased *,by 0,7%*. **The largest share** of vehicles was documented at the MDA-ROU border - 56% out of total crossings, the vehicles flow increasing by 16% compared to 2013. This particularly, was on account of the vehicles with foreign registration. For MDA-UKR border sector was characteristic the decrease of vehicles flow, as well as for persons flow, were recorded by 16% fewer crossings compared to 2013. That decrease was generated, due to decreasing number of crossings border by vehicles with foreign registration, as well as the national ones .

During the current year, in the border crossing points were refused ***crossing the state border to 4118 persons or by 34% fewer compared to 2013***. This trend is available, especially for MDA-UKR and MDA-ROU border sectors, where was recorded a decrease by about 40% and 30% respectively. The only exception is at airline border, where it was recorded an increase of refusals by 12% compared to 2013. Among the main reasons of refusal for crossing state border were the presentation of *invalid document, attempting of crossing border with internal document (ID card), unaccompanied minor, minor without valid documents, lack of visa, expired document* etc.

During the analyzed period, **the Border Police recorded 3432 cases of breaching border legislation in wich have been involved 4120 persons**. The number of detained persons slightly increased by 3% compared to 2013. The number of cases for breaching border legislation through crossing points decreased by over 5% compared to 2013, due to decreasing number of the detained persons at violations for residence in Republic of Moldova. At the „green” border featured an increase of over 20%, compared to 2013, as the result increased the cases of detention for violation regime border (poaching, hearing without a permit in the border area, to rest, chopping wood etc.).

The number of forged and counterfeit documents decreased by 14% compared to the last year. The decrease is on account of the counterfeit documents, where that indicator decreased by about 40%. In the top of forged and counterfeit documents, as like in 2013, the powers of attorney and green cards proving the ownership on vehicle.

Operational statistics indicate a decrease of illegal migration by 20% compared to previous year. At the MDA-ROU border decreased the number of illegal migrants with over 35%. As the result of EU free visa policy with Republic of Moldova, the number of moldovan migrants decreased. Therewith, the number of migrants from the South-East Asia, also decreased as the result of taken measures by border security or the illegal migrants try to identify other routes to get in one of the EU countries. At the MDA-UKR border increased by about 60% the number of detected migrants originating from CSI and non CSI wich purpose is to get in one of EU countries.

In 2014 is ascertained a slightly increase number of recorded cases and detained persons, while the quantity of seized cigarettes have decreased by 17% compared to 2013. Thus, at the state border were seized over 405 thousand packs of cigarette in 53 cases of attempted smuggling cigarettes. The most documented cases by Border Police, were at the MDA-ROU border, particularly at the „green” border.

During the analyzed period of the current year, **it is noticed an enhancement of alcohol smuggling and spirits cases by 2 times** compared to 2013, being documented 29 cases. On the whole, the quantity of alcohol retained increased by 10%, compared to last year. This kind of smuggling, is characteristic completely to the MDA-UKR border sector.

The control subdivisions of the Border Police **retained 105 vehicles for illegal import or export in/from Republic of Moldova.** Compared to the same period of 2013, the number of this decreased by 46%. The largest decrease was established at the MDA-UKR border sector with about 60%, as a result of the vehicles flow decrease at this sector. Also, the statistical data shows a decrease in number of offenses on the main reasons that served as the basis to stop vehicles in BCPs. At the same time, increased the number of vehicles detected cases wich engine number doesn't match with that provided in the registration certificate, mainly at the MDA-UKR border sector.

Part I Operational activity indicators of the Border Police

Indicators of persons flow through BCPs

Indicators of persons flow at the state border of RM (mln. persons)							
Persons flow	2013		2014		Dynamics		
	mln. pers.	%	mln. pers.	%	Tendency	%	
TOTAL flow	15,52	100%	14,7	100%	↓	-5%	100%
RM citizens	10,78	69%	10,2	69%	↓	-5%	
Foreign citizens	4,74	31%	4,5	31%	↓	-5%	
The flow at the Ukrainian border (without Transnistrian sector)							52%
The MDA-UKR flow	9,70	100%	7,71	100%	↓	-21%	
RM citizens	7,00	72%	5,66	73%	↓	-19%	
Foreign citizens	2,70	28%	2,05	27%	↓	-24%	
The flow at the Romanian border							35%
The MDA-ROU flow	4,43	100%	5,15	100%	↑	16%	
RM citizens	2,90	65%	3,46	67%	↑	19%	
Foreign citizens	1,53	35%	1,69	33%	↑	10%	
The flow at the airline border							13%
AERO flow	1,39	100%	1,84	100%	↑	32%	
RM citizens	0,88	63%	1,08	59%	↑	23%	
Foreign citizens	0,51	37%	0,76	41%	↑	49%	

In 2014 the flow of persons recorded in the BCPs were 14,7 million crossings, which indicates a decrease of about 5% compared to 2013, when were documented 15,52 million crossings. This decrease was influenced, first of all by the socio-political consequences of armed conflict in Ukraine and not at last by much tougher restrictions of migration policy legislation of the Russian Federation imposed on nationals from CSI countries. On the whole, the decrease was both on account of Moldovan citizens and foreign ones, with 5% for each.

Thus, a significant decrease of persons flow was recorded in the BCPs at the MDA-UKR border, by 21% fewer compared to 2013. Considering that the weight flow at this sector was 52% out of total, and that influenced the overall flow. The decrease was currently both at the exit, as well at the entry from/in RM.

At the same time, the persons flow recorded in BCP at the MDA-ROU border increased by 16% compared to 2013 and accounted for 5,15 million crossings. This was generated by a relatively higher mobility of people from last year, particularly due to Moldovan citizens, which indicator raised by about 20%, as the result of visa-free regime with EU countries

for the RM nationals from 28 April 2014. Thus, the share of persons flow at the MD-ROU border increased with 6 points compared to previous year and accounted 35% out of total (in 2013- 29%). The most requested border crossing points with EU were "Leusheni-Albita", "Sculeni-Sculeni" and "Giurgiuleshti-Galati", where has been recorded over 80% out of total persons flow for crossing border.

However, the most significant increase in the flow of persons was recorded at airline border which increased by 32% more crossings compared to 2013 or about 1,84 million crossings. It is noteworthy that the increase was characteristic for all flow indicators at this segment border. Particularly, the crossings border by foreign citizens on this segment increased by about 50%, and 23% respectively by Moldovan citizens. This situation at this border segment was generated by several factors, such as: low-cost of airline ticket prices, especially for destinations that are more requested: the release of new flights, increasing the frequency of regular flights, as well as visa-free regime with EU, Turkey and Israel. The share of persons flow at this border sector was by 13% out of total crossings border.

Actual trends:

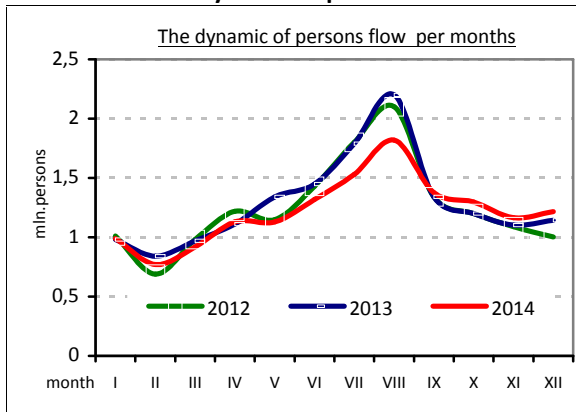
- In 2014, the overall of persons flow recorded in BCP was 14,70 million crossings, which indicate a decrease by 5% compared to 2013, and this conjecture was generated, by:
 - The socio-political tense situation from Ukraine, which imposed the majority of Moldovans and foreigners to give up travelling in this country or to transit its territory;
 - as well the changes in law policy migration of the Russian Federation, which established a number of restrictions and regulations for migrants wishing to work in its territory, entered in force on 1 January 2014;
- *The most pronounced decrease, over 20%, was recorded at the MDA-UKR border segment.* Taking into account, that the weight flow at this segment was 52% out of total, and this decrease influenced the progress of the overall flow.
- Therewith, the people flow *at the MDA-ROU recorded an increase by 16%*, compared with 2013, with a weight by 35% out of overall flow. This increase was marked by several facts that occurred during the 2014, like as:
 - Visa-free regime with EU for the Republic of Moldova from 28 April 2014;
 - During the summer season and winter holidays, the Moldovan tourists preferred to travel in EU countries in recreation purposes, avoiding Ukraine;
- However, the most significant increase of *persons flow was recorded at the airline border*, representing over 1,84 million crossings or by 32% more compared to 2013. The share of persons flow raised nearly to 13% out of total. The increase can be attributed to a quite number of reasons, including:
 - visa liberalization with EU for Moldovan nationals;
 - opening up new low-cost flights to Italy (Rome, Torino, Milan etc.), Ukraine (Kiev) and not only;
 - increasing the number of courses to Russian Federation (Sankt-Petersburg, Moscovia etc.);
 - the liberalization prices to airfares;
 - following the escalation of political situation and violences in Ukraine, more and more Moldovan nationals prefer to travel by plane to Russian Federation than to transit Ukraine over the land border.
 - the nationals of RM opting more and more to travel by airplane on holiday, especially with the entry into force of visa liberalization with EU.

Potential forecasts:

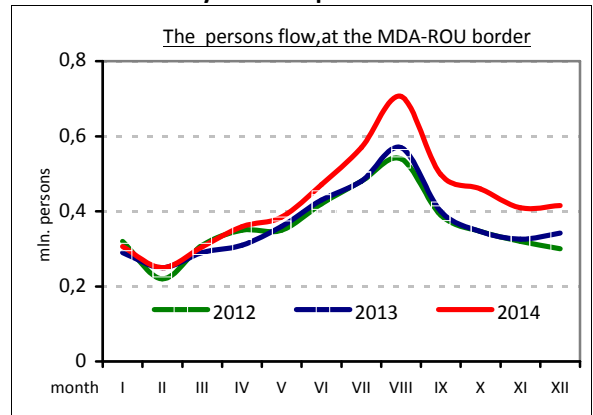
- Undoubtedly, the events that influenced the overall flow in 2014, will continue also in 2015. Thus, we estimate that the persons flow for 2015, per overall, will reach the same number of border crossings as last year, or the increase will be unpronounced;
- The entry into force of visa-free regime with EU for Republic of Moldova on April 28, 2014 will generate an increase total border crossings or the persons flow per annum, especially at the MDA-ROU segment and airline borders;
- In 2015 we estimate an increase by 4-5% in number of crossings at the MDA-ROU border ;
- Therewith, the consequences of the political situation from Ukraine, including restrictive migration policy background of the Russian Federation will influence the decrease of the flow at the MDA-UKR border sector. We estimate, that the persons flow will decrease up to 5% in 2015;

- On the other hand, in 2014 is expected an increase by 5-6% in number of potential recorded crossings at the airline border;
- The emergence of other new *low-cost* flights would further increase the number of crossings ;
- Increasing the number of air flights, by supplementation of the existing ones could generate, also, the increase of persons flow.

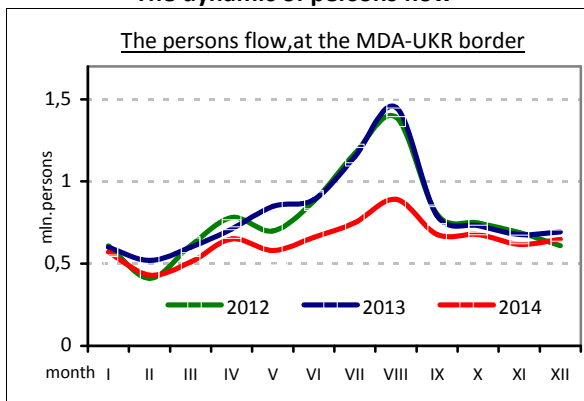
The dynamic of persons flow



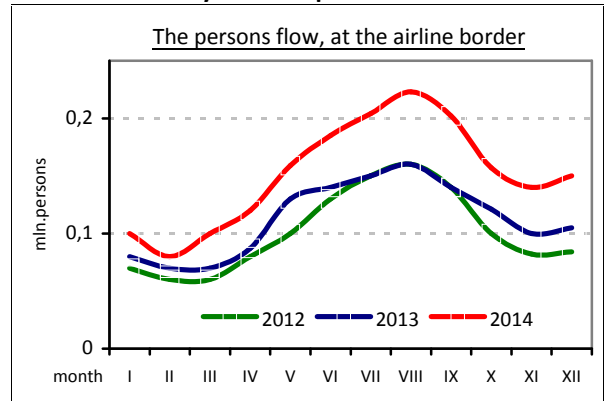
The dynamic of persons flow



The dynamic of persons flow



The dynamic of persons flow



In 2014, the dynamic of the persons flow is the same with that recorded in 2012-2013. Besides this, in graphs above for all border sectors was previously analysed, based on statistical data from the table regarding the persons flow. Thus, at the MDA-UKR border sector it is noticed a decrease of crossings, since the start of 2014, as a result of the tense situation in Ukraine.

Therewith, the persons flow at the MDA-ROU and airline borders is increasing compared to previous years. Although, as noted in the figure above, at the MDA-ROU border sector the persons flow began to grow visibly from April 2014, and at the airline border right from the beginning of the year.

Indicators of transport flow through state border crossing points

Indicators of transport flow at the state border of the Republic of Moldova (mln units)							
Transport flow	2012		2013		Dynamics		
	mln. unit.	%	mln. unit.	%	Trend	%	
TOTAL flow	3,15	100%	3,13	100%	↓	-0,7%	100%
RM transport	1,79	57%	1,66	53%	↓	-7%	
Foreign transport	1,36	43%	1,47	47%	↑	8%	
The flow at the Ukrainian border (without Transnistrian sector)							43%
The MDA-UKR flow	1,62	100%	1,36	100%	↓	-16%	
RM transport	1,17	72%	1,01	74%	↓	-14%	
Foreign transport	0,45	28%	0,35	26%	↓	-22%	
The flow at the Romanian border							56%
The MDA-ROU flow	1,51	100%	1,75	100%	↑	16%	
RM transport	0,60	40%	0,64	37%	↑	7%	
Foreign transport	0,91	60%	1,11	63%	↑	22%	
The flow at the airline border							1%
AERO flow	0,0158	100%	0,0184	100%	↑	16%	
RM aircrafts	0,0080	51%	0,0088	48%	↑	10%	
Foreign aircrafts	0,0078	49%	0,0096	52%	↑	23%	

The values of transport flow recorded in BCPs in 2014 was over 3,13 milion crossings wich indicates a slightly decrease by 0,7% compared to 2013. Therewith, the statistics in the reference period shows that the flow of transport units with foreign registration was growing by 8% compared to 2013. And this was influenced largely by abolishing the restrictions of stay in Moldova for 180 days in a year of motor vehicles registered in other countries.

If we analyze the dynamics of vehicles flow at the border sectors, then the largest share - 56% out of the total crossings attested at the MDA-ROU border. The values of the transport flow on this segment has increased by 16% compared to 2013. Moreover, on account of foreign vehicles, the number of attested crossings increased -by 22%.

At the MDA-UKR the transport flow, as like for persons flow, recorded a significant decrease - by 16% compared to 2013. That decrease was characteristic both for vehicles with foreign registration(-22%), as well for national ones (-14%), compared to previous year. The share of transport flow at this segment was 43%.

Also, for the period under review, it is remarkable the increase by 14% of overall number of crossings by aircrafts at the airline border. This growth is due, especially on account of aircrafts with foreign registration, by 23%. The tendency can be attributed to a background of lower prices at several flights, respectively the inclusion of additional air flights, and the increasing preferences of citizens, including nationals of RM, to travel by plane. The weight of aircrafts at the airline border accounted 1% of total.

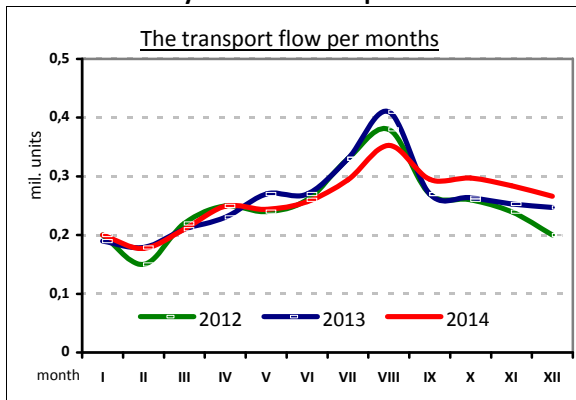
Actual tendencies:

- The vehicles flow, that have been documented at the state border in 2014 decreased slightly by 0,7% compared to 2013 and was 3,13 million crossings;
- Increased the flow of foreign transport by 8%, and the reason was the change of legal framework referring to deadline for introducing foreign vehicles on the territory of the Republic of Moldova;
- At the MDA-ROU border holds a share by 56% out of total crossings, and the values of transport flow at that border sector increased by 16% compared to 2013. Besides, that increase is on account of the vehicles flow with foreign registration by 22%;
- The MDA-UKR border sector recorded a pronounced decrease of the transport flow by 16% compared to 2013. That decrease was characteristic for all indicators from that segment, due to the tense situation from Ukraine. The weight of transport was 43% from total crossings;

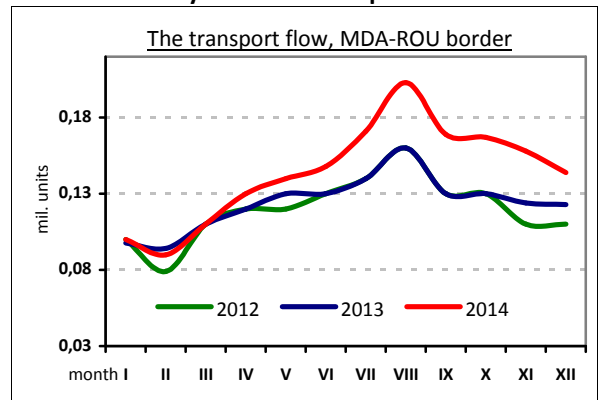
Potential forecasts:

- The visa-free regime with EU is available and for increasing vehicles flow in 2015 which may vary between 4-5% overall, particularly those that will be recorded at the MDA-ROU border segment;
- It is estimated a decrease of vehicles flow at the MDA-UKR border, due to the restrictions of migration policy of the Russian Federation;
- Therewith, in 2014 is expected a slight increase by 3-4% in number of potential crossings recorded at the airline border, generated of possible opening new routes and increasing the flight intensity of existing ones.

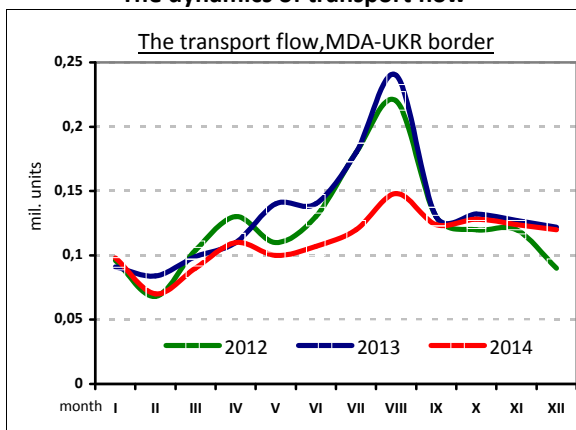
The dynamics of transport flow



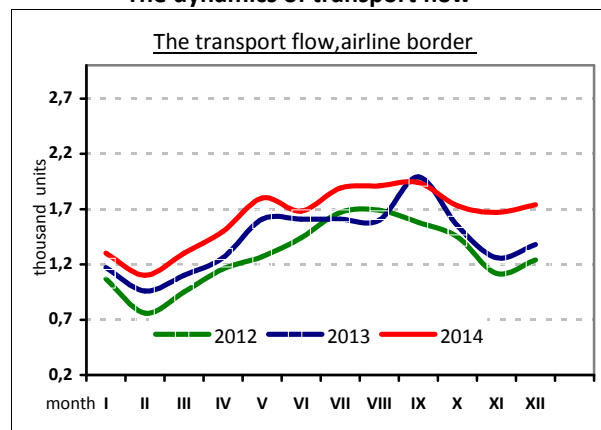
The dynamics of transport flow



The dynamics of transport flow



The dynamics of transport flow



The dynamics of transport flow in 2014 was basically like that recorded in 2013. Therewith, from September 2014 the transport flow increased in comparison to 2012-2013, as the result of increasing transport flow with foreign registration.

At the same time, at the MDA-UKR border is observed a decrease of the transport flow in 2014, especially from the beginning of February, compared to previous year.

Therewith, at the MDA-ROU border sector, due to visa-free regime with EU by the end of april, the transport flow increased considerable.

Respectively, at the airline border, it is noticed a significant increase of foreign aircrafts, compared to 2012-2013. Exception was only the September 2014, when the aircrafts flow decreased, as a result of the decreasing RM aircrafts flow by 10%, compared to September 2013.

Refusals of the border state crossing

During the reporting period the Border Police not authorized crossings of about 4120 persons or by 34% less compared to 2013. The most significant number of refusals were recorded at the MDA-UKR border segment – 2661 persons, but still in decrease by 41% compared to 2013 as a result of reduction crossings border at this segment.

As well, at the MDA-ROU border was recorded a decrease of about 30%, compared

to 2013 in number of refusals, representing about 790 persons. And this, was largely due to EU visa free regime for Moldovans.

At the same time, at the airline border the refusals number is increasing by 12% or with 71 persons more than in 2013. But, this increase of refusals at this border segment was due to the nationals of RM (59% of the total) and those from Russia Federation (6% of total).

Refusal indicators of crossing border state, general information, persons						
	2013	%	2014	%	Dynamics	%
Total	6239	100%	4118	100%	↓	-34%
MDA-UKR sector	4535	73%	2661	65%	↓	-41%
MDA-ROU sector	1109	18%	791	19%	↓	-29%
Airline sector	595	10%	666	16%	↗	12%

Among the main reasons for refusal of crossing border state in the reference period were the presentation of *invalid document*, attempting to cross the border state *with expired document*, with *internal document (ID card)*, *existence of consignments*, *unaccompanied minor*, *lack of visa*, *minor without valid documents*.

On the other hand, we can ascertain that for most of the indicators mentioned above it is

noticed a decreasing tendency, except *the failure to confirm the journey purpose (+11%)*, largely generated by the increase of this indicator at the airline border.

On the other hand, this fact can suggest a relative discipline of the persons who crossed the state border with the purpose of the trip and others. Therewith, the simplification of acces to information of about border crossing rrules could be another explanation in decreasing of the refusals.

REM Indicator

Refusal of entry in RM

REM indicator, general information						
	2013	%	2014	%	Dynamics	%
Total	1422	100%	756	100%	↓	-47%
MDA-UKR sector	676	48%	286	38%	↓	-58%
MDA-ROU sector	490	35%	210	28%	↓	-57%
Airline border	256	18%	260	34%	↑	2%

Analyzing figures regarding *refusal of entry* in RM from the table above (this indicator is more specific to foreigners), we ascertain a decrease by 47% in number of persons who were refused the entry in 2014.

This tendency is available, especially for MDA-UKR and MDA-ROU border sectors, which recorded a decrease of about 58%.

The only exception is at the airline border, which recorded a slightly increase of refusals by 2% or with 4 persons more compared to 2013.

According to statistics, at this indicator, the main reasons were in decrease. Exception was the *failure to confirm the purpose of the journey, expired documents* and based on *consignment ones*.

IEM Indicator

Interdiction at the exit from RM

IEM indicator, general information						
	2013	%	2014	%	Dynamics	%
Total	4817	100%	3362	100%	↓	-30%
MDA-UKR sector	3859	80%	2375	71%	↓	-39%
MDA-ROU sector	619	13%	581	17%	↓	-6%
Airline border	339	7%	406	12%	↑	20%

Analyzing figures regarding the indicator of *interdiction at the exit from RM*, which particularly is typical to nationals of RM, indicates also, an overall decrease in number of persons which have the interdiction at the exit from RM, by 30% less compared to 2013.

This tendency is current just for MDA-UKR and MDA-ROU border sectors, by 38% and 6% less than in 2013, respectively. For airline border is characteristic an increase by 20% of interdictions at the exit for the same period.

Violation of border legislation

In 2014 the subdivisions of Border Police recorded over 3400 cases of law violation with involvement of about 4120 persons. Compared with previous year the number of recorded cases and detained persons had the same indexes. Therewith, at the „green” border the detention for both segments recorded an increase of about 20%. Also an

increase of over 20% we have in BCP at the MDA-ROU border. A significant decrease have been recorded at the airline border sector by 30% of cases. This decrease is explained by decreasing number of documented persons for irregular stay (competence attributed to BMA at the end of 2013).

Countering the violation of border legislation cases										
Border sectors	2013				2014				Dynamics, %	
	Case	%	Pers.	%	case	%	Pers.	%	case	Pers.
Total	3401	100%	3989	100%	3432	100%	4117	100%	1%	3%
MDA – UKR	1754	52%	1983	50%	1808	53%	2068	50%	3%	4%
MDA – ROU	919	27%	1270	32%	1116	33%	1528	37%	21%	20%
Airline	728	21%	736	18%	508	15%	521	13%	-30%	-29%
„Green” border	742	100%	1263	100%	912	100%	1510	100%	23%	20%
MDA – UKR	297	40%	491	39%	380	42%	596	39%	28%	21%
MDA – ROU	445	60%	772	61%	532	58%	914	61%	20%	18%
Crossing points	2659	100%	2726	100%	2520	100%	2607	100%	-5%	-4%
MDA – UKR	1457	55%	1492	55%	1428	57%	1472	56%	-2%	-1%
MDA – ROU	474	18%	498	18%	584	23%	614	24%	23%	23%
Airline	728	27%	736	27%	508	20%	521	20%	-30%	-29%

Violation at the „green” border

Analyzing breaches border based on indicators, including at their sectors, then at the „green” sector the most violation of border legislation is due to breaching border regime(BBR) (poaching, finding without a permit in the border area, resting, cutting wood etc.) with a share of 58% out of total.





Respectively, the breaches recorded and counteracted increased by over 8% compared to 2013. Therewith, in BCP the violation related to breaching rules of stay (BRS) hold a share of over 50% of total, even if it is decreased by over 20% compared to 2013.

Violation the state border in crossing points

Thereby, as specified above, the most violation of border legislation in BCP (53% out of total) were due to *breaching rules of stay*(BRS). The most BRS were ascertained at BCPs subordinated to RD „North”- 697 persons or 70% of total ascertained breaches at this area of responsibility or over 50% of ascertained breaches in BCP related to this indicator.

Thus, similar to those analyzed in case of breaches the legislation at the „green” border we can ascertain that all the regional subdivisions are more or less vulnerable in BCPs also, depending on the goals persuaded by those who violated the border.

Results of checking documents

Results of border control, the detected of counterfeit, forged, foreign documents							
	2013		2014		Dynamics, %		
	Pers.	%	Pers.	%			
TOTAL	314	100%	274	100%		-13%	100%
Counterfeit document	186	59%	119	43%		-36%	
Forged document	120	38%	141	52%		18%	
Doesn't belong to holder	8	3%	14	5%		75%	

The analysis of checking documents for 2014 indicates that the number of used counterfeit and forged documents, detected in BCPs decreased by 13% (40 persons) compared to 2013.

We also mention, that at the border sectors, the most forged documents were detected at the MDA-UKR border, 42% of total or 114 seized documents even if at BCPs from that border segment recorded a visible decrease in number of forged documents by 43%.

Forged documents attested in BCPs at the MDA-ROU border are over 38% out of total detected. Moreover, these were growing by 51% compared to 2013.

As for counterfeit, forged, foreign travel documents detected at the crossing border state, the largest number of seized documents at BPS „Chisinau-Airport” over 60% out of total number or with an increase of over 20% compared to 2013.

This indicates that citizens use the counterfeit, forged, foreign documents for illegal migration purposes .

PART II Risk analysis

Illegal migration

Illegal migration is conditioned, mostly, by the socio-economic situation of the country. This phenomenon in the Republic of Moldova, in terms of illegality, may be characterized by three indicators: *illegal border crossing by different methods and routes, the illegal stay in the host-state and illegal work abroad.*

At the border crossing, the migrants frequently use different forms and methods. Among the border crossing channels is highlighted:

- illegal crossing border at the „green” sector;
- crossing border through border crossing points based on counterfeit/false foreign documents;
- and, lately, through crossing points the citizens of the Middle East use also the clandestine method at illegal border crossing by hidden in heavy trucks with carrying various types of materials.

In 2014, by the subdivision of Border Police, for illegal migration at the border sectors were recorded 65 cases with involvement of

100 persons increased up to 18% compared to 2013. However, taking into account the uncontrolled illegal border crossings, we can mention that the flow of migrants is in decrease by over 20% compared to 2013.

At the MDA-ROU border decreased the number of illegal migrants detected by over 30%. Therewith, the number of Moldovan migrants decreased as a result of visa-free regime with EU. Also, at this border sector decreased the number of migrants from South-Eastern Asia which use the Republic of Moldova as a transit country to reach the EU countries. This phenomenon is explained by implementation of enhancing control measures at the MDA-UKR border sector, the border sector where they entry illegally in Republic of Moldova. During the 2014, at this border sector the number of migrants apprehended remains the same as in 2013.

At the airline border, in 2014, we have an increase by over 40% of illegal migrants flow.

Illegal migration, detained persons						
Sectors	2010	2011	2012	2013	2014	2014 compared to 2013
Total	269	211	194	85	100	18%
GB	128	143	137	51	60	18%
BCP	141	68	57	34	40	18%

Cigarettes smuggling

Illegal trade with cigarettes has grown, at the Republic of Moldova borders in recent years, traffickers relying on impressive profit that they can get from trading at the black markets in EU, where the price for a pack of cigarettes is several times higher than in our country.

Data in the table below reflect the situation on cigarettes smuggling, especially the annual trend of the phenomenon. For example, in 2014 from about 153 countered cases were seized over 400 thousand packs of smuggling cigarette, compared to 147 cases of 486 thousand packs of cigarettes in 2013.

Cigarettes smuggling, general information				
	2012	2013	2014	Compared to 2013
TOTAL				
Cases	217	147	153	4%
Persons	220	178	191	7%
Quantity(pieces)	254 834	489609	405338	-17%

Analyzing the situation of offences with cigarettes smuggling at the „green” border, on their segments, we can say that we have a similar situation to 2013, but the quantity of

seized cigarettes being in decrease by 30%. The most detected and seized cases of cigarettes smuggling were ascertained at the „green” border with Romania.

Alcohol smuggling and spirits

Situation on alcohol smuggling and spirits is highlighted in the table below. This category of smuggling, completely is characteristic at the MDA-UKR border sector.

compared to 2013. Also, the quantity of retained alcohol increased by 10% compared to 2013.

Thus, during the 2014, were documented 28 cases of alcohol smuggling and spirits. That indicator substantially increased over 2 times,

On the whole, the cases of alcohol smuggling and spirits were attested at the „green” border.

Alcohol smuggling and spirits							
	2012		2013		2014		Compared to 2013
	retention	Illegal crossings	retention	Illegal crossings	retention	Illegal crossings	
TOTAL							
Cases	11	1	12	2	28	1	107%
Persons	11	2	17	0	26	1	59%
Quantity	13 437	48	87 447	3 800	100 602	100	10%

The phenomenon occurs mainly in the area of RD „North” responsibility, where have been seized of about 32 tons of alcohol and spirits.

seized about 50 tons of alcohol and heavy transport with special places, that were used to illegal transportation of alcohol. The merchandise was transported both in land of the Republic of Moldova, as well over the border state, especially at the South, South-Eastern and North-Eastern segments of the state border.

Also, a significant case was recorded at the end of this year, where in the result of carried out searches by Border Police officers, in the radius of Ialoveni city, were detected and

Entry/exit of illegal vehicles to/from Republic of Moldova

On countering of international illegal vehicles based on forged/counterfeit documents, foreign ones, by the subdivisions of Border Police supervision in the result of carried out investigations were detained 105 vehicles wick were to be inserted or removed illegally from the country. Most of these offenses, by about 60% out of total, were committed by the Moldovan nationals.

According to statistics, the number of retained vehicles decreased by over 40%, compared to 2013. The reduction was attested particularly at the MDA-UKR border by about 60%, as a result of decreasing transport flow at this border sector.

Thus, compared to 2013, it is noticed a decrease in number of offenses on the main

reasons wick served as the basis at the stopping of vehicles in BCPs.

Respectively, the number of offenses related to the forged powers of attorney with the right to own vehicle and the registration certificates decreased by 53% and 44%.

At the same time, increased the number of the detected vehicles cases wick the engine number doesn't match with that indicated in the registration certificate, with 10 transport units more than in 2013. Such cases were mainly at the MDA-UKR border sector.

Although the offenses related to vehicles are in decrease, this risk persists and further at the border.

Illegal import-export of vehicles, transport units				
Reason of retention in BCP	2012	2013	2014	Compared to 2014/2013
TOTAL	157	185	105	-43%
No. of modified body	15	8	7	-13%
No. of modified engine or don't match with that indicated in r/c	3	2	12	by 6 times
Forged/counterfeit registration certificate	51	36	20	-44%
Power of attorney	76	137	64	-53%
Document not belong to holder	10	0	0	-
Others	2	2	2	=

Note